

Test Report on Electron Localization Function  
(ELF) Implementation in Norm-Conserving  
Plane-Waves Formalism.

Aurélien Lherbier

January 2, 2022

# Chapter 1

## Test on an isolated H atom.

We use the Fermi-Amaldi exchange-correlation functional ( $ixc = 20$ ) and no spin polarization (not available with this functional).

For single H atom we have the wavefunction which is  $1s$  atomic orbital. For analytical approach<sup>1</sup> we thus use the spherical harmonic formulation which is given by:

$$\psi = \varphi_{1s}(r, \theta, \phi) = \sqrt{\frac{Z^3}{\pi a_0^3}} e^{-Z \frac{r}{a_0}} \quad (1.1)$$

with  $Z$  the atomic number and  $a_0$  the Bohr constant.  
We obtain for H atom ( $Z = 1$ ):

- the electronic density

$$n(\mathbf{r}) = |\psi|^2 = |\varphi_{1s}(r, \theta, \phi)|^2 = \frac{1}{\pi a_0^3} e^{-\frac{2r}{a_0}} \quad (1.2)$$

- the kinetic energy density

$$\tau(\mathbf{r}) = \frac{1}{2} |\nabla \psi|^2 = \frac{1}{2} |\nabla \varphi_{1s}(r, \theta, \phi)|^2 = \frac{1}{2\pi a_0^5} e^{-\frac{2r}{a_0}} \quad (1.3)$$

- the square norm of the gradient of the electronic density

$$|\nabla n(\mathbf{r})|^2 = |\nabla |\psi|^2|^2 = |\nabla |\varphi_{1s}(r, \theta, \phi)|^2|^2 = \left| \frac{-2}{\pi a_0^4} e^{-\frac{2r}{a_0}} \right|^2 = \frac{4}{\pi^2 a_0^8} e^{-\frac{4r}{a_0}} \quad (1.4)$$

---

<sup>1</sup>For theoretical and implementation details see chap. 3 in /doc/theory/ELF/

- the Weizsäcker kinetic energy density

$$\frac{1}{8} \frac{|\nabla n(\mathbf{r})|^2}{n(\mathbf{r})} = \frac{1}{8} \frac{\frac{4}{\pi^2 a_0^8} e^{-\frac{4|\mathbf{r}|}{a_0}}}{\frac{1}{\pi a_0^3} e^{-\frac{2|\mathbf{r}|}{a_0}}} = \frac{1}{2\pi a_0^5} e^{-\frac{2|\mathbf{r}|}{a_0}} \quad (1.5)$$

- the Thomas-Fermi kinetic energy density

$$\frac{3}{10} (3\pi^2)^{2/3} n^{5/3}(\mathbf{r}) = 2.871 \times \left( \frac{1}{\pi a_0^3} e^{-\frac{2|\mathbf{r}|}{a_0}} \right)^{5/3} \quad (1.6)$$

- the ELF

$$ELF(\mathbf{r}) = \frac{1}{1 + \left( \frac{\tau(\mathbf{r}) - \frac{1}{8} \frac{|\nabla n(\mathbf{r})|^2}{n(\mathbf{r})}}{2.871 \times n^{5/3}(\mathbf{r})} \right)} = \frac{1}{1 + \left( \frac{0}{2.871 \times n^{5/3}(\mathbf{r})} \right)} = 1 \quad (1.7)$$

As we can see the *ELF* should be 1 everywhere for the single hydrogen atom because the kinetic energy density and the Weizsäcker kinetic energy density are equal in that case<sup>2</sup> (see Eq. ?? and ??).

---

<sup>2</sup>the *ELF* is also equal to 1 everywhere for an isolated helium atom.

## 1.1 Standard test.

The standard input file used is the following:

```
acell 3*30
ecut 100
diemac 1.0d0
diemix 0.5d0
iscf 3
ixc 20
kpt 3*0.25
natom 1
nband 1
nkpt 1
nline 3
nsppol 1
nstep 6
nsym 8
ntypat 1
occ 1
rprim 100 010 001
symrel
1 0 0 0 1 0 0 0 1
-1 0 0 0 1 0 0 0 1
1 0 0 0 -1 0 0 0 1
-1 0 0 0 -1 0 0 0 1
1 0 0 0 1 0 0 0 -1
-1 0 0 0 1 0 0 0 -1
1 0 0 0 -1 0 0 0 -1
-1 0 0 0 -1 0 0 0 -1
tnons 24*0
tolwfr 1.0d-14
typat 1
wtk 1
znucl 1
xred 3*0
prtelf 1 #output a _ELF file.
```

We observe on the following pictures the result of ABINIT compared to previous analytical formula.

First the convergence with the acell parameter (Fig.(??)).

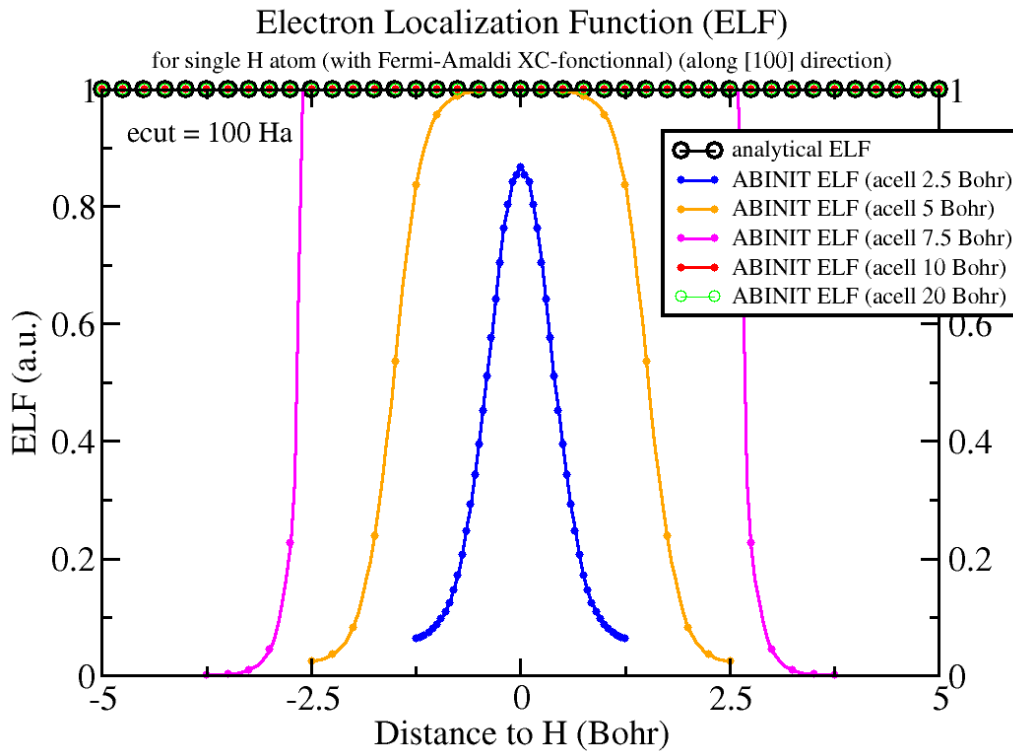


Figure 1.1: Comparison between analytical  $ELF$  and ABINIT  $ELF$  for an isolated H atom.

Then the convergence with  $ecut$  parameter (Fig.(??)). The thing is that the convergence of  $ELF$  seems to be more sensitive to the  $acell$  parameter than the  $ecut$  parameter, at least here for the hydrogen atom. For instance with only an  $ecut$  of 10 Ha but with a 10 Bohr box we already obtain 1 everywhere.

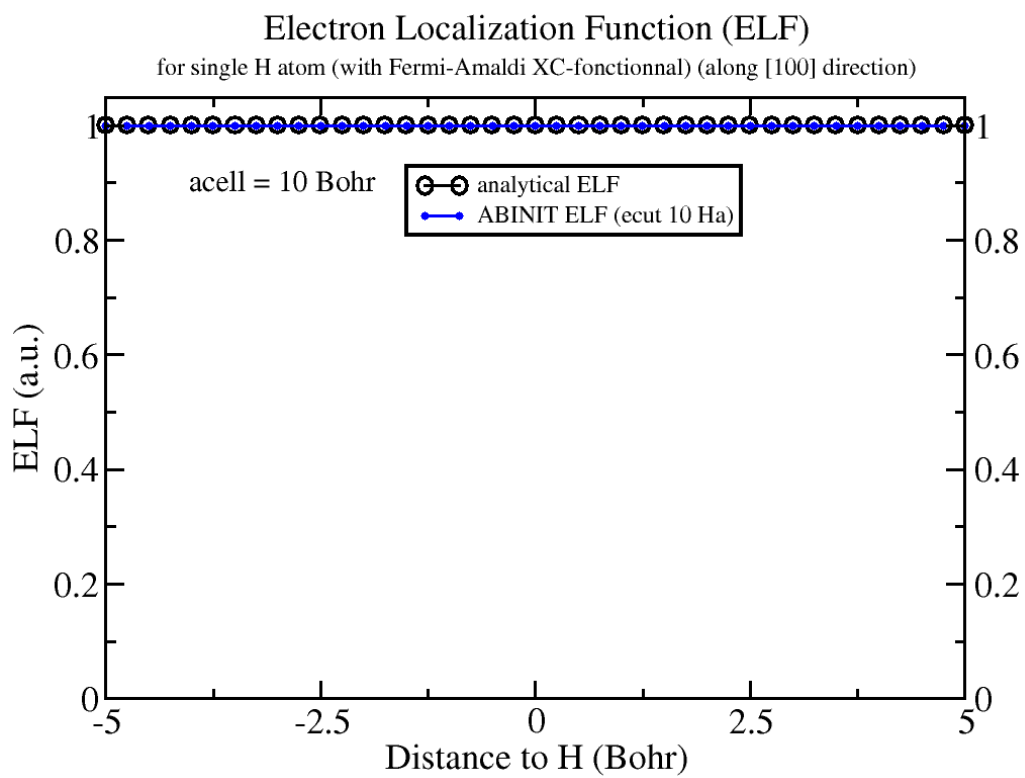


Figure 1.2: Comparison between analytical *ELF* and ABINIT *ELF* for an isolated H atom.

## Chapter 2

### Test on an isolated Li atom.

Since the hydrogen atom is a bit peculiar for test of *ELF* we have also performed a test with another isolated atom. We use here lithium (Li) because *ELF* which can be used to show up the shell structure of isolated atoms, is very simple for Li. Actually for Li this is just a single *s* shell. We use for that an all electron calculation<sup>1</sup>.

First with a bare pseudopotential (Fig.(??) and Fig.(??)):

Then with **fhi** pseudopotential (Fig.(??) and Fig.(??)):

---

<sup>1</sup>the pseudopotential used is 03li.pspfhi and also a by-hand constructed bare pseudopotential 03li.bare

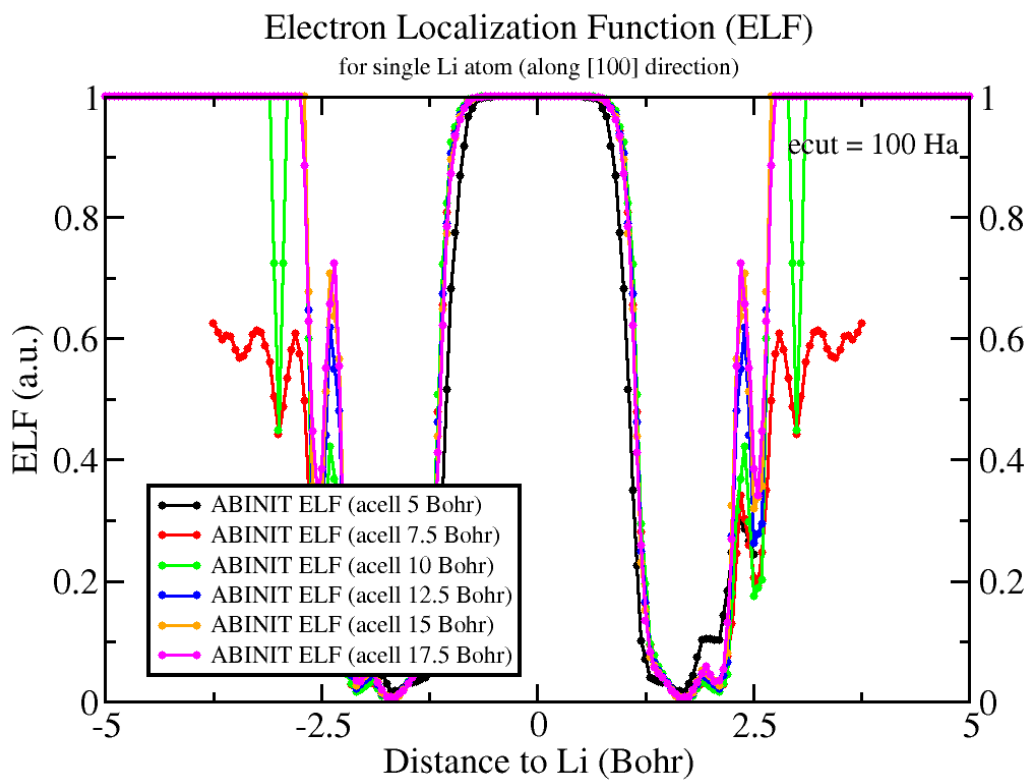


Figure 2.1: ABINIT *ELF* for an isolated Li atom with a bare pseudo.



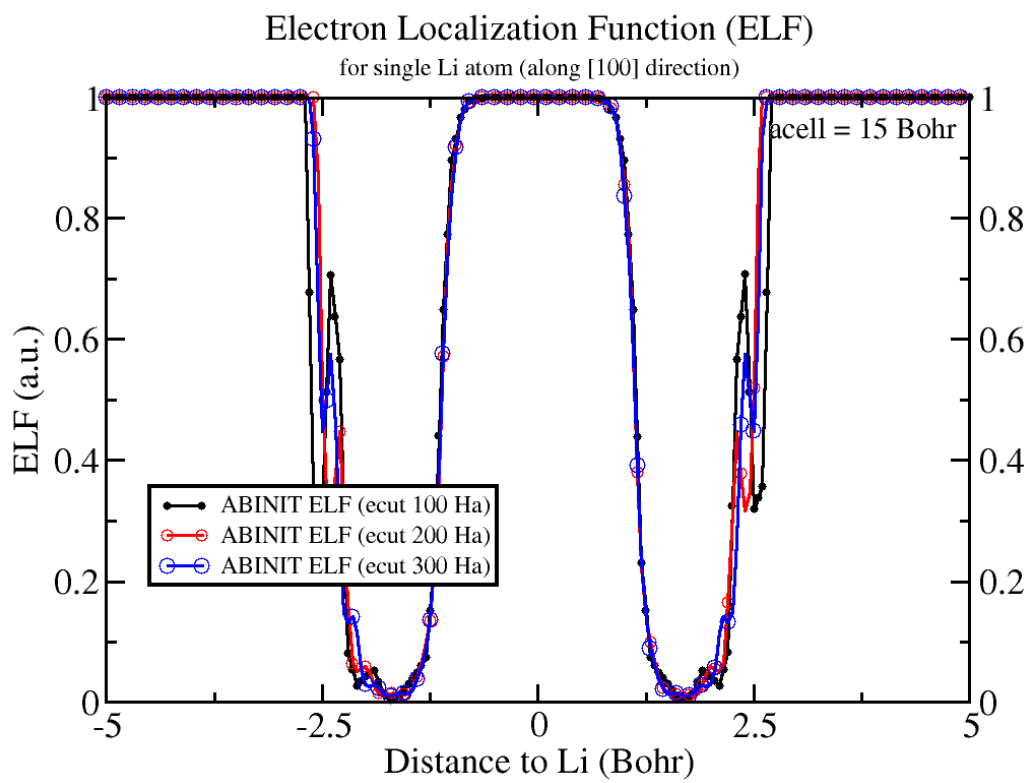


Figure 2.2: ABINIT *ELF* for an isolated Li atom with a bare pseudo.

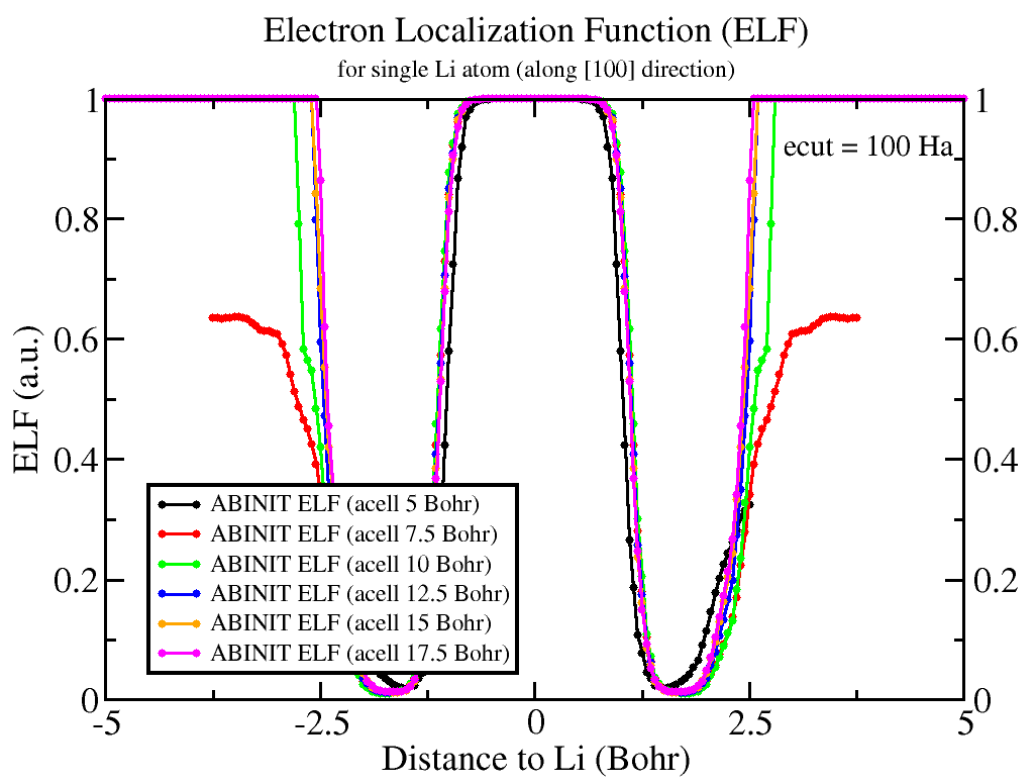


Figure 2.3: ABINIT *ELF* for an isolated Li atom with a **fhi** pseudo.

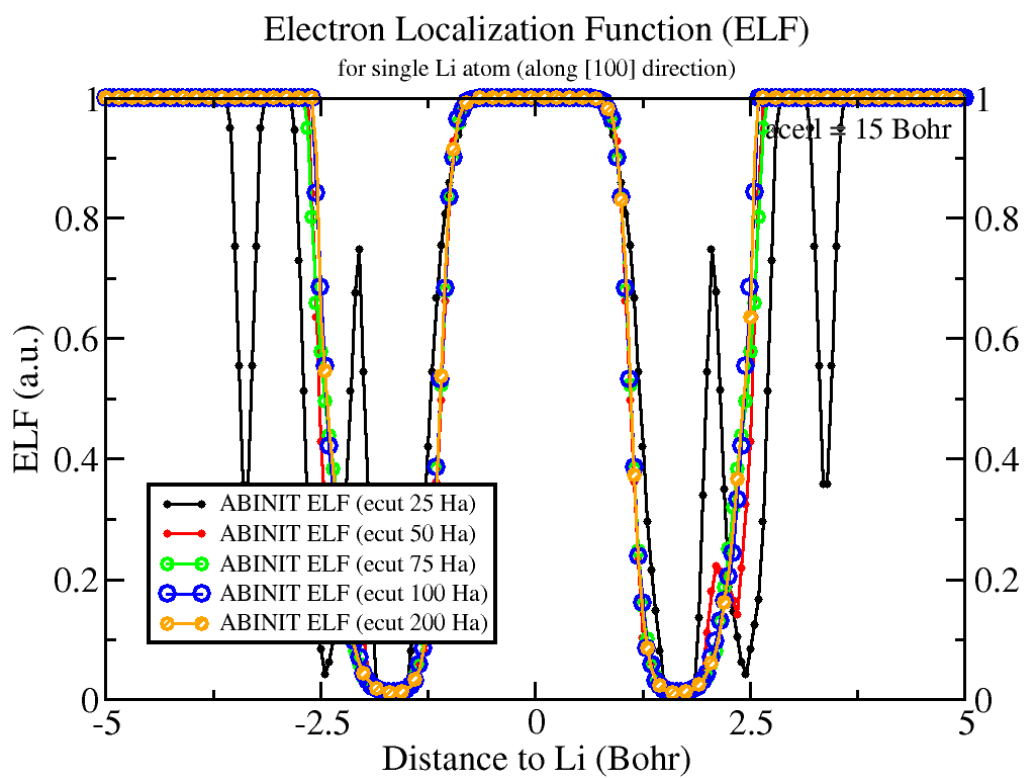


Figure 2.4: ABINIT *ELF* for an isolated Li atom with a **fhi** pseudo.